

4H – Photography

There is a lot to think about when making a great photograph. Below are some ideas to help you compose a better photograph. Most importantly however, have fun with it, enjoy yourself.

Tell a Story - What are things that help a photograph tell a story?

- Interaction
- Body Language
- Facial Expressions
- Environment

Nine Tips for making better photos

1. Know your camera
2. Think composition (Think about how you are organizing the parts in your picture)
3. Crop (during the making of the photograph – not in the editing program) for visual impact
4. See the image environment (understand all that is going on around your image)
5. Observe before you start making the photograph (not taking a snapshot)
6. Wait for it!
7. Look beyond the obvious
8. Follow through

Composition (<https://goo.gl/8wzQZ3>)

- Open Composition
- Closed Composition
- No Horizon
- Rule of Thirds
- Left Third
- Right Third
- Horizontal
- Vertical
- Diagonal
- Frame within a Frame

Think about the following prior to making your photograph:

- Subject/Background Contrast/Relationship
- Framing
- Leading Lines and Leading Looks
- Curves
- Repetition

Images with Impact


- ✓ *See the Story*
- ✓ *Move yourself to eliminate things that do not contribute to the photograph*
- ✓ *Work to get the best possible composition*
- ✓ *Wait for the moment to make the photo (not take a picture - or snapshot)*
- ✓ **MAKE THE PHOTO!** See it– Move to it – Wait for it – Make it

Judges look at: Composition – 35%; Storytelling – 35%; Technical Ability- 20%; Mounting – 10%




4H – Photography


5 Tips for Composing a Photo



1. Get close




2. Take subject against simple background



3. Use rule of thirds



4. Frame your subject



5. Use lines to lead eye into photo

Photos by Wayne Brabender, Wisconsin 4-H Photography Specialist, wayne.brabender@ces.uwex.edu

